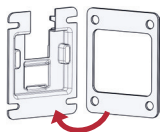


1



**Dichtrahmen auf Gurtführung kleben. Zweite Schutzfolie belassen.**

Stick the sealing on the guide belt (leave the second protection film).

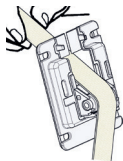
2



**Dichtrahmen einschneiden um den Gurt einzufädeln.**

Cut the sealing to insert the belt.

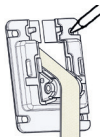
3



**Gurt einfädeln und Gurtführung über dem Gurtauslass ausrichten.**

Insert the belt in the guide belt and adjust the guide belt.

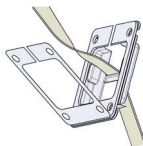
4



**Schraubposition anzeichnen und ggf. Löcher bohren.**

Mark the position & bore the holes if necessary.

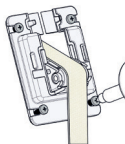
5



**Zweite Schutzfolie abziehen.**

Remove the second protection film.

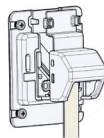
6



**Gurtführung an exakter Position festkleben und festschrauben.**

Stick the guide belt at the accurate position and fix it with screws.

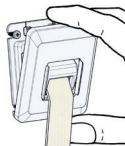
7



**Abdeckkappe mit Bürstentechnik einsetzen.**

Mount the cap with the brushes inside.

8



**Abdeckrahmen aufklipsen.**

Clip on the cover.

**FERTIG! FINISHED!**